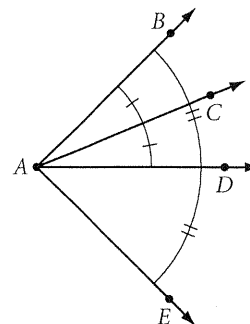


Lesson 1.2 • Poolroom Math

Name _____ Period _____ Date _____

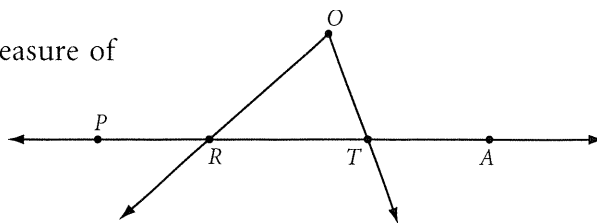
For Exercises 1–5, use the figure at right to complete each statement.



1. A is the _____ of $\angle BAE$.
2. \overrightarrow{AD} is the _____ of $\angle BAE$.
3. \overrightarrow{AD} is a _____ of $\angle DAE$.
4. If $m\angle BAC = 42^\circ$, then $m\angle CAE =$ _____.
5. $\angle DAB \cong$ _____.

For Exercises 6–9, use your protractor to find the measure of each angle to the nearest degree.

6. $m\angle PRO$
7. $m\angle ORT$
8. $m\angle O$
9. $m\angle RTO$




For Exercises 10–12, use your protractor to draw and then label each angle with the given measure.

10. $m\angle MNO = 15^\circ$
11. $m\angle RIG = 90^\circ$
12. $m\angle z = 160^\circ$

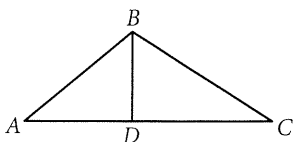
For Exercises 13–15, find the measure of the angle formed by the hands at each time.

13. 3:00
14. 4:00
15. 3:30



For Exercises 16 and 17, mark each figure with all the given information.

16. $m\angle ADB = 90^\circ$, $AD = BD$, $\angle DAB \cong \angle DBA$



17. $m\angle RPQ = 90^\circ$, $QR = TZ$, $RT = QZ$, $\angle Q \cong \angle T$

